



DEPARTMENT DETAILS

1	Introduction /Overview					
	<p>Dept. of Anatomy came into being with the establishment of GMC Jalgaon in the year 2018. Dr.Pratima R. Kulkarni was appointed as the Professor and Head and Dr. Saurabh Kulkarni as the Associate Professor. Soon thereafter Dr. Arun P. Kasote took over the charge of Professor and Head of the department. Under Dr. Kasote the department flourished day in and out. He took special efforts for developing the dissection hall, histology lab , museum and state of art air conditioned 'Herophilus Anatomy Lecture Hall'. At present the department is well –equipped in its infrastructure and fully engrossed in providing quality education to undergraduate medical students.</p>					
2	Vision/Objectives					
	<ul style="list-style-type: none">• To provide best of teaching and quality education to students.• To upgrade the department with most modern teaching and learning aids.• To develop a scientific bent of mind and develop interest in research oriented activities among students					
3	Mission/Goal					
	<p>✓ To make medical undergraduates of today as expert, skilled, intelligent, humble, empathic and brilliant medical health providers of tomorrow.</p>					
4	List of Teaching Faculties					
	Sr. No.	Name of Faculty	Designation	Qualification	Total Teaching Experience	Photo
	1	Dr. Abdur Rafe Abdul Waheed	Associate Professor & Head	MBBS MD Anatomy	13 Yrs	
	2	Dr. Khandare Abhishek Mahadev	Tutor	MBBS	-	

3	Dr. Krushna Gokulsing Pardeshi	Tutor	MBBS	-	
4	Dr. Mohit Mina	Tutor	MBBS	-	

5	List of Non-Teaching Staff																												
	<table border="1"> <thead> <tr> <th>Sr. No.</th> <th>Name</th> <th>Post</th> </tr> </thead> <tbody> <tr> <td>1</td> <td>Varsha Patil</td> <td>Senior Clerk</td> </tr> <tr> <td>2</td> <td>Umesh Patil</td> <td>Laboratory Technician</td> </tr> <tr> <td>3</td> <td>Rajesh Kulkarni</td> <td>Assistant Technician</td> </tr> <tr> <td>4</td> <td>Rakesh Sonar</td> <td>Artist</td> </tr> <tr> <td>5</td> <td>Sakib Khan</td> <td>Dissection Hall Attendant</td> </tr> <tr> <td>6</td> <td>Afjal Shaikh</td> <td>Dissection Hall Attendant</td> </tr> <tr> <td>7</td> <td>Vishal Ghenghat</td> <td>Dissection Hall Attendant</td> </tr> <tr> <td>8.</td> <td>Danish Bagwan</td> <td>Dissection Hall Attendant</td> </tr> </tbody> </table>	Sr. No.	Name	Post	1	Varsha Patil	Senior Clerk	2	Umesh Patil	Laboratory Technician	3	Rajesh Kulkarni	Assistant Technician	4	Rakesh Sonar	Artist	5	Sakib Khan	Dissection Hall Attendant	6	Afjal Shaikh	Dissection Hall Attendant	7	Vishal Ghenghat	Dissection Hall Attendant	8.	Danish Bagwan	Dissection Hall Attendant	
Sr. No.	Name	Post																											
1	Varsha Patil	Senior Clerk																											
2	Umesh Patil	Laboratory Technician																											
3	Rajesh Kulkarni	Assistant Technician																											
4	Rakesh Sonar	Artist																											
5	Sakib Khan	Dissection Hall Attendant																											
6	Afjal Shaikh	Dissection Hall Attendant																											
7	Vishal Ghenghat	Dissection Hall Attendant																											
8.	Danish Bagwan	Dissection Hall Attendant																											
6	Activities by Department																												
	<ul style="list-style-type: none"> ▪ Teaching -- Undergraduate Medical Students ▪ Body Donation Programme 																												


	<ul style="list-style-type: none"> ▪ Scientific Orientation Sessions for College Students 																					
7	<p style="text-align: center;">Best Practices/ facilities/Services offered by Department (If any)</p> <p>➤ Virtual Dissection on 'Cadaviz' for better understanding of complex topics</p>																					
8	<p style="text-align: center;">List of Publications and Research (Faculty wise)</p> <table border="1" style="width: 100%; border-collapse: collapse;"> <thead> <tr> <th style="width: 10%;">Sr. No.</th> <th style="width: 60%;">Publication in Vancouver Style</th> <th style="width: 30%;">Indexing System</th> </tr> </thead> <tbody> <tr> <td style="text-align: center;">1</td> <td>Dr. Abdur Rafe Origin of SA Nodal Artery: An Angiographic Study ISSN 2277-2812 E-ISSN 2249-8109, Volume 7, Issue 3, 2013 pp 141-142</td> <td style="text-align: center;">Index Copernicus</td> </tr> <tr> <td style="text-align: center;">2</td> <td>Dr. Abdur Rafe "Histogenesis of Human Fetal Renal Cortex ISSN 2277-2812 E-ISSN 2249-8109, Volume 9, Issue 3, 2014 pp 378-385</td> <td style="text-align: center;">Index Copernicus</td> </tr> <tr> <td style="text-align: center;">3</td> <td>Dr. Abdur Rafe Study of Sub Carinal Angle of Human Trachea By Computerized Tomography" 2016, Vol 4(3):2828-32. ISSN 2321-4287</td> <td style="text-align: center;">Index Copernicus</td> </tr> <tr> <td style="text-align: center;">4</td> <td>Dr. Abdur Rafe Atherosclerosis: Its affinity for different coronary arteries and its sites <i>Indian Journal of Clinical Anatomy and Physiology, October-December, 2017;4(4):427-430</i></td> <td style="text-align: center;">Index Copernicus</td> </tr> <tr> <td style="text-align: center;">5</td> <td>Dr. Abdur Rafe Metrical parameters in approximation of height from superior extremity long bones <i>Indian Journal of Clinical Anatomy and Physiology, October-December, 2018;5(4):443-448</i></td> <td style="text-align: center;">Index Copernicus</td> </tr> <tr> <td style="text-align: center;">6</td> <td>Dr. Abdur Rafe " Angiographic Evaluation of Dominance Pattern of Coronary Arteries " <i>Panacea Journal Of Medical Sciences,December 2025;15(3):544-546</i></td> <td style="text-align: center;">DOAJ</td> </tr> </tbody> </table>	Sr. No.	Publication in Vancouver Style	Indexing System	1	Dr. Abdur Rafe Origin of SA Nodal Artery: An Angiographic Study ISSN 2277-2812 E-ISSN 2249-8109, Volume 7, Issue 3, 2013 pp 141-142	Index Copernicus	2	Dr. Abdur Rafe "Histogenesis of Human Fetal Renal Cortex ISSN 2277-2812 E-ISSN 2249-8109, Volume 9, Issue 3, 2014 pp 378-385	Index Copernicus	3	Dr. Abdur Rafe Study of Sub Carinal Angle of Human Trachea By Computerized Tomography" 2016, Vol 4(3):2828-32. ISSN 2321-4287	Index Copernicus	4	Dr. Abdur Rafe Atherosclerosis: Its affinity for different coronary arteries and its sites <i>Indian Journal of Clinical Anatomy and Physiology, October-December, 2017;4(4):427-430</i>	Index Copernicus	5	Dr. Abdur Rafe Metrical parameters in approximation of height from superior extremity long bones <i>Indian Journal of Clinical Anatomy and Physiology, October-December, 2018;5(4):443-448</i>	Index Copernicus	6	Dr. Abdur Rafe " Angiographic Evaluation of Dominance Pattern of Coronary Arteries " <i>Panacea Journal Of Medical Sciences,December 2025;15(3):544-546</i>	DOAJ
Sr. No.	Publication in Vancouver Style	Indexing System																				
1	Dr. Abdur Rafe Origin of SA Nodal Artery: An Angiographic Study ISSN 2277-2812 E-ISSN 2249-8109, Volume 7, Issue 3, 2013 pp 141-142	Index Copernicus																				
2	Dr. Abdur Rafe "Histogenesis of Human Fetal Renal Cortex ISSN 2277-2812 E-ISSN 2249-8109, Volume 9, Issue 3, 2014 pp 378-385	Index Copernicus																				
3	Dr. Abdur Rafe Study of Sub Carinal Angle of Human Trachea By Computerized Tomography" 2016, Vol 4(3):2828-32. ISSN 2321-4287	Index Copernicus																				
4	Dr. Abdur Rafe Atherosclerosis: Its affinity for different coronary arteries and its sites <i>Indian Journal of Clinical Anatomy and Physiology, October-December, 2017;4(4):427-430</i>	Index Copernicus																				
5	Dr. Abdur Rafe Metrical parameters in approximation of height from superior extremity long bones <i>Indian Journal of Clinical Anatomy and Physiology, October-December, 2018;5(4):443-448</i>	Index Copernicus																				
6	Dr. Abdur Rafe " Angiographic Evaluation of Dominance Pattern of Coronary Arteries " <i>Panacea Journal Of Medical Sciences,December 2025;15(3):544-546</i>	DOAJ																				
9	Photo Gallery																					



Dissection Hall



Demonstration Room



Anatomy Lecture Hall



Histology Lab



Embryology Museum



Gross Museum



Anatomy library